



AHAM Aiman Global Multi Thematic Fund

A fund that aims to provide investors with capital appreciation through investments in Shariah-compliant equities over medium to long term period.

Fund Category
Equity (Shariah compliant)

Fund Type
Growth

Benchmark
Dow Jones Islamic Market World Index

Base Currency
USD

Launch Date / IOP
August 12, 2021 / USD0.50(USD)
June 13, 2024 / MYR0.50(MYR)
August 12, 2021 / MYR0.50(MYR-Hedged)
August 12, 2021 / SGD0.50(SGD-Hedged)
August 12, 2021 / AUD0.50(AUD-Hedged)

Financial Year End
July 31

Subscription
Cash

Initial Sales Charge
Max 5.50% of the NAV per Unit

Annual Management Fee
Max 1.80% per annum

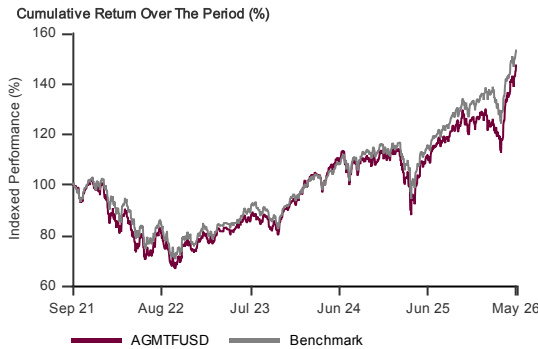
Repurchase Charge
N/A

Performance Fee
N/A

Minimum Investment / Minimum Subsequent Investment
USD100 / USD100(USD)
MYR100 / MYR100(MYR)
MYR100 / MYR100(MYR-Hedged)
SGD100 / SGD100(SGD-Hedged)
AUD100 / AUD100(AUD-Hedged)

As at May 29, 2026*
Fund Size / NAV Per Unit
USD4.2million / USD0.7382(USD)
MYR188.3million / MYR0.6775(MYR-Hedged)
MYR0.8million / MYR0.5652(MYR)
SGD2.3million / SGD0.6728(SGD-Hedged)
AUD1.9million / AUD0.6665(AUD-Hedged)

Performance Record as at May 29 2026*



August, 2021 to May, 2026 NAV-NAV prices and assuming reinvestment of distributions into the Fund, gross investment based in USD. The value of Units may go down as well as up. Past performance is not indicative of future performance.
Source: MorningStar

Performance Table as at May 29 2026*

Total Return (%)	1 Month	1 Year	3 Year	Since Inception
Fund (USD)	8.8	36.3	76.1	47.6
Benchmark (USD)	7.3	36.6	79.6	53.6
Fund (MYR)	8.6	26.9	-	13.0
Fund (MYR-Hedged)	8.6	33.7	63.8	35.5
Fund (SGD-Hedged)	8.5	31.9	63.0	34.6
Fund (AUD-Hedged)	8.7	33.5	64.7	33.3

Annualised Return (%)	1 Year	3 Year	5 Year	Since Inception
Fund (USD)	36.3	20.8	-	8.6
Benchmark (USD)	36.6	21.6	-	9.5
Fund (MYR)	26.9	-	-	6.5
Fund (MYR-Hedged)	33.7	17.9	-	6.6
Fund (SGD-Hedged)	31.9	17.7	-	6.5
Fund (AUD-Hedged)	33.5	18.1	-	6.3

Calendar Year Return (%)	Year To Date	2025	2024	2023
Fund (USD)	17.3	14.7	16.3	27.8
Benchmark (USD)	15.8	18.2	16.8	25.6
Fund (MYR)	14.5	4.2	-	-
Fund (MYR-Hedged)	16.3	12.4	13.5	24.1
Fund (SGD-Hedged)	15.5	11.7	13.9	25.3
Fund (AUD-Hedged)	16.3	12.2	14.1	24.3

Source: MorningStar

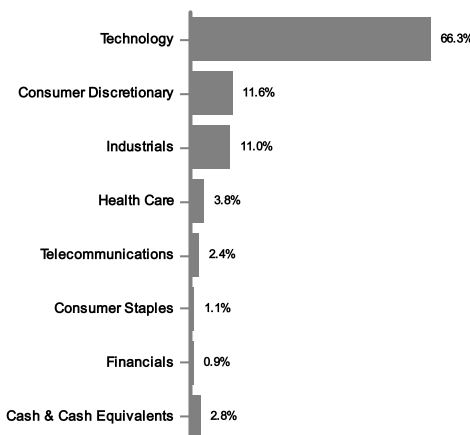
Top Holdings as at May 29 2026*

Equities	%
NVIDIA Corp	9.2
Apple Inc.	7.0
Alphabet Inc	6.8
Microsoft Corporation	6.8
Taiwan Semiconductor Manufactu	6.4
Broadcom Inc	5.6
Amazon.com Inc	5.6
Meta Platforms Inc	4.2
ASML Holding NV	3.2
Chroma Ate Inc	2.8

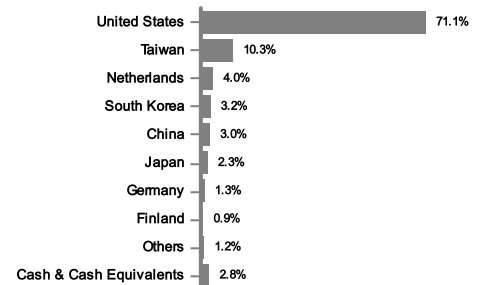
Income Distribution History

Distribution Policy: The fund will distribute income subject to the availability of income.
Incidentally: USD, MYR, AUD-Hedged, MYR-Hedged, SGD-Hedged

Sector Allocation as at May 29 2026*



Country Allocation as at May 29 2026*



* The data provided above is that of the Fund and is a percentage of NAV as at May 29 2026. All figures are subject to frequent changes on a daily basis and the percentages might not add up to 100% due to rounding.
To invest in a Class other than MYR Class and/or MYR-Hedged Class, investors are required to have a foreign currency account with any Financial Institution as all transactions relating to the particular foreign currency will ONLY be made via telegraphic transfer.
The Morningstar Rating is an assessment of a Fund's past performance-based on both return and risk-which shows how similar investments compare with their competitors. A high rating alone is insufficient basis for an investment decision.
Where a distribution is declared, investors are advised that following the issue of additional Units/distribution, the NAV per Unit will be reduced from cum-distribution NAV to ex-distribution NAV.
Based on the Fund's portfolio returns as at April 30 2026, the Volatility Factor (VF) for this Fund is 16.5 for USD Class (Very High), 16.5 for MYR Hedged Class (Very High), 16.6 for SGD Hedged Class (Very High), and 19.7 for AUD Hedged Class (Very High) (source: Lipper). Very Low includes Funds with VF that are not more than 4.635. Low includes Funds with VF that are above 4.635 but not more than 8.585. Moderate includes Funds with VF that are above 8.585 but not more than 11.775. High includes Funds with VF that are above 11.775 but not more than 15.965. Very High includes Funds with VF that are above 15.965. The VF means there is a possibility for the Fund in generating an upside return or downside return around this VF. The Volatility Class (VC) is assigned by Lipper based on quintile ranks of VF for qualified funds. The Fund's portfolio may have changed since this date and there is no guarantee that the Fund will continue to have the same VF or VC in the future. Presently, only funds launched in the market for at least 36 months will display the VF and its VC.
A copy of the Prospectus and Product Highlights Sheet ("PHS") can be obtained at AHAM Asset Management's ("AHAM Capital") sales offices or at www.aham.com.my. Investors are advised to read and understand the contents of Prospectus and the corresponding PHS before investing. There are fees and charges involved when investing in the Fund. Investors are advised to consider and compare the fees and charges as well of the risks carefully before investing. Investors should make their own assessment of the risks involved in investing and should seek professional advice, where necessary. The price of units and distribution payable, if any, may go down as well as up and past performance of the fund should not be taken as indicative of its future performance. The Securities Commission Malaysia has not reviewed this marketing/promotional material and takes no responsibility for the contents of this marketing/promotional material and expressly disclaims all liability, however arising from this marketing/promotional material.